

# List Price Catalog

Effective February 4, 2018



## TABLE OF CONTENTS

|   |          |  |          |
|---|----------|--|----------|
| <b>DURASTALL® SHOWER STALLS</b>         | <b>1</b> | <b>Caregiver™ EASY ACCESS SHOWERS</b>          | <b>4</b> |
| Accessories.....                        | 1        | <b>SHOWER FLOORS</b>                           | 5        |
| <b>DROP-IN UTILITY AND LAUNDRY TUBS</b> | <b>2</b> | Accessories.....                               | 6        |
| <b>LAUNDRY AND UTILITY SINKS</b>        | <b>3</b> | <b>DURAPAN® WASHER &amp; WATER HEATER PANS</b> | <b>6</b> |
| <b>DURATUB® LAUNDRY CABINETS</b>        | <b>4</b> | <b>MOP SERVICE BASINS</b>                      | <b>7</b> |
| Accessories.....                        | 4        | <b>WARRANTY</b>                                | <b>8</b> |

## DURASTALL® SHOWER STALLS

DURASTALL® SHOWER STALLS—with curtain, valve and drain



| Model      | Size      | Base     | Lbs. | Cu.Ft | List Price |
|------------|-----------|----------|------|-------|------------|
| <b>80</b>  | 32" x 32" | Standard | 53   | 7.0   | \$824.70   |
| <b>140</b> | 36" x 36" | Standard | 61   | 8.0   | \$948.86   |
| <b>30</b>  | 30" x 30" | Standard | 38   | 6.3   | \$640.00** |
| <b>68</b>  | 32" x 32" | Standard | 40   | 10.0  | \$542.03   |



### ACCESSORIES—Shower Stall

| Part No       | Opening | Fits Model | Lbs. | Cu.Ft | List Price |
|---------------|---------|------------|------|-------|------------|
| <b>88.700</b> | 24"     | 80         | 26   | 2.0   | \$345.77   |
| <b>48.700</b> | 28"     | 140        | 31   | 2.4   | \$398.85   |

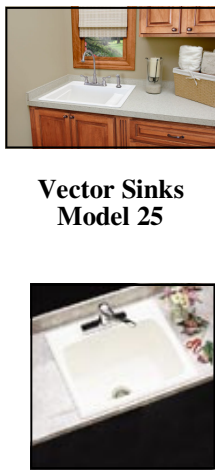
| Part No.      | Description   | List Price |
|---------------|---|------------|
| <b>68.600</b> | Shower Valve, Plastic                               | \$80.44    |
| <b>42.320</b> | Drain Seal, for 2" Copper, use with Drain # 42.317A | \$22.00    |

\*\* Denotes product we stock  
All others are special order, allow 4-6 weeks for delivery

**\*\* Denotes product we stock  
All others are special order, allow 4-6 weeks for delivery**


## DROP-IN UTILITY AND LAUNDRY SINKS

### DROP IN LAUNDRY SINKS—Self Rimming, 22”Deep x 25” Wide

|   | Model No.     | Color                        | Pack Size | Lbs. | Cu.Ft. | List Price |
|---|---------------|------------------------------|-----------|------|--------|------------|
|  <p><b>Vector Sinks<br/>Model 25</b></p> | <b>25</b>     | White                        | Single    | 21   | 5.0    | \$278.23** |
|   | <b>25BT</b>   | Biscuit                      | Single    | 21   | 5.0    | \$309.13   |
|   | <b>25TW</b>   | Twilight                     | Single    | 21   | 5.0    | \$416.69   |
|   | <b>25PD</b>   | Prairie Drift                | Single    | 21   | 5.0    | \$416.69   |
|   | <b>25.300</b> | White Vector<br>Utility Rack | Single    | 21   | 5.0    | \$93.84    |
|   | <b>10</b>     | White                        | Single    | 14   | 5.0    | \$216.39   |
|   | <b>10C</b>    | White                        | Single    | 14   | 5.0    | \$209.82** |
|   | <b>10CBT</b>  | Biscuit                      | Single    | 14   | 5.0    | \$231.13   |

## UTILITY AND BAR SINKS

### DROP IN UTILITY SINKS

|  | Model No.                                       | Color | Pack Size | Lbs. | Cu.Ft. | List Price |
|--|---|-------|-----------|------|--------|------------|
|  | <b>Self Rimming — 20” x 17” x 10 “ Deep</b>     |       |           |      |        |            |
|  | <b>11</b>                                       | White | Single    | 10   | 2.8    | \$189.22** |
|  | <b>Self Rimming — 15” x 15” x 7- 3/4 “ Deep</b> |       |           |      |        |            |
|  | <b>20</b>                                       | White | Single    | 7    | 1.3    | \$129.58   |

Other colors available as a special order—please visit the website



**Optional Vector Drying Rack 25.300**

Mustee' s premier "all-purpose" laundry/utility sinks combine fashion with function throughout the home, including your laundry/utility room, entertainment center, hobby/work room, etc.

Our one-piece, molded fiberglass sinks compliment existing or new cabinetry. Their extra deep bowls contain splashing water and provide ample space for soaking and cleaning large items

# LAUNDRY TUBS



**Lil'Tub**  
**UTILATUB® 21F**

The 21F Lil Tub™ UTILATUB® is great for...

- HotWheels® car wash
- Rubber duckie training area
- Indoor splash pool for baby
- Water balloon filling station
- Guppy fishing pond

**IDEAL FOR REALLY TIGHT SPACES!**

Make your Chihuahua feel like a "Big Dog!"

**CLICK HERE FOR DETAILS**

HotWheels® is a registered trademark of the Mattel Corporation



## UTILATUB® and UTILAWIN® THERMOPLASTIC LAUNDRY TUBS

| Model No. | Mount         | Type        | Pack Size | Size L x W  | Depth   | List Price |
|-----------|---------------|-------------|-----------|-------------|---------|------------|
| 12K       | Floor         | Co-PolyPure | 4 pack    | 18"x23½"    | 15"     | \$120.54   |
| 14        | Floor         | UTILATUB    |           |             |         | \$139.25   |
| 14K       | Floor         | UTILATUB    | 5 pack    | 23"x25"     | 15"     | \$111.06** |
| 15F       | Floor         | UTILATUB    | Single    | 23"x23"     | 13"     | \$218.55   |
| 15W       | Wall          | UTILATUB    | Single    | 23"x23"     | 13"     | \$218.55   |
| 19F       | Floor         | UTILATUB    | Single    | 24"x20"     | 14-3/8" | \$218.55** |
| 19FK      | Floor         | UTILATUB    | 4 Pack    | 24"x20"     | 14-3/8" | \$162.50** |
| 19W       | Wall          | UTILATUB    | Single    | 24"x20"     | 14-3/8" | \$218.55   |
| 21F       | Lil Tub Floor | UTILATUB    | Single    | 23 1/2"x18" |         | \$147.39** |
| 27F       | Double Floor  | UTILATWIN   | Single    | 40"x24"     | 13"     | \$459.27   |
| 27W       | Double Wall   | UTILATWIN   | Single    | 40"x24"     | 13"     | \$459.27   |
| 28F       | BigTub Floor  | UTILATUB    | Single    | 34" x 40"   | 17-1/2" | \$418.78** |
| 28CF      | BigTub Floor  | UTILATUB    | Single    | 34" x 40"   | 17-1/2" | \$540.18** |



## DURASTONE® LAUNDRY TUBS

| Model No. | Style Mounting | Pack Size | Size     | Depth | List Price |
|-----------|----------------|-----------|----------|-------|------------|
| 18F       | Single Floor   | Single    | 20"x24"  | 13"   | \$230.03   |
| 18W       | Single Wall    | Single    | 20"x24"  | 13"   | \$230.03** |
| 18FK      | Single Floor   | 4 Pack    | 20"x24"  | 13"   | \$200.11** |
| 17F       | Single Floor   | Single    | 23"x23½" | 13"   | \$241.35   |
| 17W       | Single Wall    | Single    | 23"x23½" | 13"   | \$241.35   |
| 26F       | Double Floor   | Single    | 24"x40"  | 13"   | \$492.41** |
| 26W       | Double Wall    | Single    | 24"x40"  | 13"   | \$492.41   |



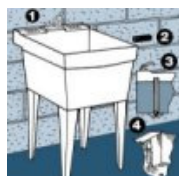
\*\* Denotes product we stock  
All others are special order, allow 4-6 weeks for delivery

## DURATUB® LAUNDRY CABINETS



| Model No. | Color | Handiflo® | Size L x W    | Lbs. | Cu.Ft. | List Price |
|-----------|-------|-----------|---------------|------|--------|------------|
| 91        | White | No        | 28" x 19-1/4" | 55   | 12.7   | \$520.25** |

## LAUNDRY TUB—ACCESSORIES



| Part No. | Description  | List Price |
|----------|--|------------|
| 93. 600  | Faucet-chrome plated 4" center set with brass body (1) | \$112.36   |
| 12. 400F | Floor Mounting Hardware—for 14, 24, 12 and 22          | \$50.60    |
| 18. 300F | Floor Mounting Hardware—for 15F, 17F, 18F and 19F      | \$74.82**  |
| 17. 250W | Wall Mounting Hardware—for 17W                         | \$74.82    |
| 18.200W  | Wall Mounting Hardware—for 15W, 18W, and 19W           | \$74.82**  |
| 19.204A  | Utilitop For 18F/W AND 19F/W                           | \$62.23**  |

## CareGiver™ EASY ACCESS SHOWERS

### BARRIER-FREE FIBERGLASS SHOWER FLOORS and ENTRY RAMPS

| Model No | Colors | Size      | Drain      | Lbs. | Cu.Ft | List Price |
|----------|--------|-----------|------------|------|-------|------------|
| 360R     | White  | 30" x 60" | Right Hand | 44   | 5.6   | \$916.62   |
| 360L     | White  | 30" x 60" | Left Hand  | 44   | 5.6   | \$916.62   |

### DURAWALL® THERMOPLASTIC SHOWER WALLS

Fit up to 60" back wall and 40" side walls



| Model No. | Colors | Lbs | Cu.Ft | List Price |
|-----------|--------|-----|-------|------------|
| 260WHT    | White  | 48  | 9.0   | \$861.74   |

### ENTRY RAMP

|         |       |           |    |    |          |
|---------|-------|-----------|----|----|----------|
| 360.100 | White | 12" x 60" | 22 | .7 | \$436.86 |
|---------|-------|-----------|----|----|----------|

### Continuous Water Barrier Kit—Fits 360 Series CareGiver™ shower floors

|         |                              |         |
|---------|------------------------------|---------|
| 360.210 | Continuous Water Barrier Kit | \$95.02 |
|---------|------------------------------|---------|

\*\* Denotes product we stock  
All others are special order, allow 4-6 weeks for delivery

# DURABASE® SHOWER FLOORS

## ShowerTub™ FIBERGLASS SHOWER FLOORS Replaces a 60"x 30" Bathtub



| Model No | Colors | Size      | Drain      | Lbs. | Cu.Ft | List Price |
|----------|--------|-----------|------------|------|-------|------------|
| 3060R    | White  | 30" x 60" | Right Hand | 44   | 5.6   | \$566.76   |
| 3060L    | White  | 30" x 60" | Left Hand  | 44   | 5.6   | \$566.76   |

### SQUARE –Single Threshold Fiberglass Shower



| Model No | Colors  | Size      | Lbs. | Cu.Ft | List Price |
|----------|---------|-----------|------|-------|------------|
| 3232M    | White   | 32" x 32" | 26   | 5.0   | \$302.49   |
| 3434M    | White   | 34" x 34" | 50   | 5.5   | \$363.70   |
| 3636M    | White   | 36" x 36" | 32   | 7.3   | \$312.00   |
| 3636BT   | Biscuit | 36" x 36" | 32   | 7.3   | \$407.38   |
| 4242M    | White   | 42" x 42" | 53   | 8.0   | \$464.50   |

### RECTANGULAR–Single Threshold Shower Floors



|        |         |           |    |      |          |
|--------|---------|-----------|----|------|----------|
| 3248M  | White   | 32" X 48" | 45 | 8.6  | \$419.29 |
| 3254M  | White   | 32" X 54" | 71 | 9.8  | \$552.09 |
| 3260M  | White   | 32" X 60" | 56 | 11.3 | \$585.90 |
| 3442M  | White   | 34" X 42" | 35 | 8.2  | \$358.00 |
| 3448M  | White   | 34" X 48" | 47 | 8.6  | \$378.00 |
| 3448BT | Biscuit | 34" X 54" | 47 | 8.6  | \$470.95 |
| 3454M  | White   | 34" X 54" | 44 | 7.0  | \$503.89 |
| 3460M  | White   | 34" X 60" | 47 | 12.0 | \$470.00 |
| 3460BT | Biscuit | 34" X 60" | 47 | 12.0 | \$641.73 |
| 4236M  | White   | 42" X 36" | 47 | 12.0 | \$422.51 |

### NEO—ANGLE –corner/angled threshold



|         |         |           |    |     |          |
|---------|---------|-----------|----|-----|----------|
| 3636CM  | White   | 36" X 36" | 30 | 7.3 | \$336.00 |
| 3636CBT | Biscuit | 36" X 36" | 30 | 7.3 | \$421.29 |
| 3838CM  | White   | 38" X 38" | 35 | 6.7 | \$416.26 |
| 3838CBT | Biscuit | 38" X 38" | 35 | 6.7 | \$525.71 |
| 4242CM  | White   | 42" X 42" | 45 | 8.7 | \$606.47 |

### Corner Entry–double threshold



|         |       |           |    |     |          |
|---------|-------|-----------|----|-----|----------|
| 3434DTM | White | 34" x 34" | 53 | 5.5 | \$425.42 |
| 3636DTM | White | 36" x 36" | 34 | 7.3 | \$432.30 |


\*\* Denotes product we stock  
All others are special order, allow 4-6 weeks for delivery

# DURABASE® SHOWER FLOORS ACCESSORIES

## SHOWER DRAINS

|         |   |          |
|---------|---|----------|
| 42.317A | PVC drain—with seal for 2" iron, PVC and ABS pipe | \$40.00  |
| 42.320  | Optional Drain for 2" Copper ( DWV)               | \$22.00  |
| 42.400A | 2" PVC Side Outlet Drain 2"                       | \$122.66 |

## DRAIN SEALS




| Part No. | Description                               | List Price |
|----------|---|------------|
| 32.401   | 2" Seal for PVC, ABS or Cast Iron         | \$21.78    |
| 32.404   | Seal For 2" copper DWV                    | \$21.78    |
| 32.405   | Seal For 1-1/2" PVC and ABS or Cast Iron, | \$21.78    |

## GAP SEAL PRO

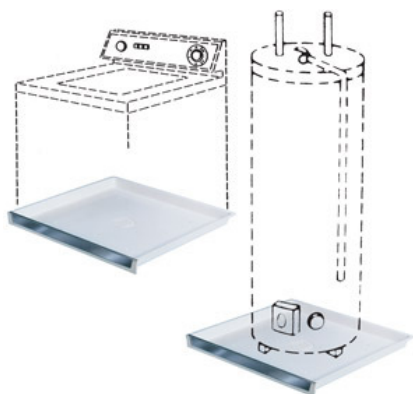


| Part No. | Description                               | List Price |
|----------|---|------------|
| 60.320A  | GAP SEAL PRO SHOWER FLOOR /BATHTUB GASKET | \$45.33    |

# DURAPAN™ WHITE WASHER AND WATER HEATER PANS



| Part No. | Drain          | Material    | Overall Size   | Lbs | Cu.ft | List Price |
|----------|----------------|-------------|----------------|-----|-------|------------|
| 96       | Center or Side | Co-PolyPure | 31"L x 33.5" W | 7.6 | 1.9   | \$103.36   |
| 98       | Side           | Fiberglass  | 30"L x 32"W    | 20  | 1.8   | \$196.02   |
| 99       | Center         | Fiberglass  | 30"L x 32"W    | 20  | 1.8   | \$213.05   |



- Rugged one-piece molded fiberglass OR Co-Polypure construction.
- Removable aluminum front threshold simplifies washer or water heater placement on Models 98 and 99
- Remains stationary, can be easily secured to floor (hardware included).
- Includes drain assembly for 2" ABS, PVC or cast iron pipe.
- Easy to install and clean.
- Mildew-resistant, colorfast semi-gloss white finish

\*\* Denotes product we stock  
All others are special order, allow 4-6 weeks for delivery

## DURASTONE® MOP SERVICE BASINS



| Model No | Size            | Drain | Lbs. | Cu.Ft | List Price |
|----------|-----------------|-------|------|-------|------------|
| 63M      | 24" x 24" x 10" | 3"    | 32   | 4.2   | \$423.00** |
| 65M      | 24" x 36" x 10" | 3"    | 43   | 7.0   | \$475.00** |

Note: For installations with 2" pipe, using above mop basins, replace furnished drain seal with optional drain seal part # 65.308, order separately

### DRAIN SEALS

|        |  |            |
|--------|--|------------|
| 65.308 | For 2" PVC, ABS, and Cast Iron                 | \$22.00 ** |
| 65.309 | For 3" PVC, ABS, and Cast Iron—Included in MSB | \$22.00**  |
| 65.311 | For 3" soil pipe ( No-Hub)                     | \$22.00**  |

### ACCESSORIES—Mop Service Basin

**\*\* - Product we stock**

#### MOP SERVICE FAUCET

|         |   |            |
|---------|---|------------|
| 63.600A | Chrome plated brass body w/vacuum breaker, 8" C/C, reinforcing bracket, pail hook | \$279.00** |
|---------|---|------------|

#### HOSE AND BRACKET

|        |                                     |           |
|--------|-------------------------------------|-----------|
| 65.700 | 32" long, 5/8" diameter, heavy duty | \$64.00** |
|--------|-------------------------------------|-----------|

#### MOP HANGER

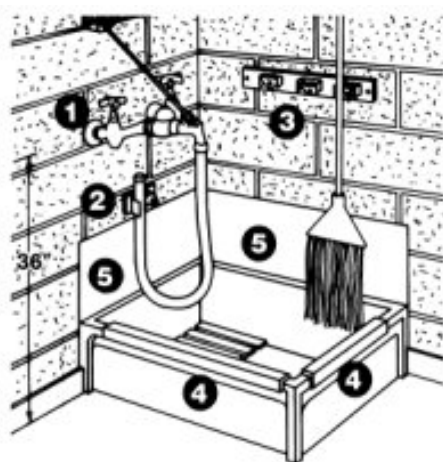
|        |   |            |
|--------|---|------------|
| 65.600 | Stainless steel, wall mounted, three spring loaded mop handle holders | \$110.00** |
|--------|---|------------|

#### BUMPER GAURDS—protect rims, extruded vinyl, snap on

|           |   |           |
|-----------|---|-----------|
| 63.401    | 20-3/4" long, fits models 63M and 65M         | \$36.00** |
| 65.403    | 32-3/4" long, fits model 65M                  | \$43.50** |
| 63.403 SS | 20-3/4" long stainless fits model 63M and 65M | \$81.18   |
| 65.404 SS | 32-3/4" long stainless fits model 65M         | \$91.05   |

#### DURAGAURD™ WALL GAURDS—20 gauge, type 304 stainless steel

|         |  |            |
|---------|--|------------|
| 67.2424 | Two panels and 1 bracket for 24" x 24" | \$310.00** |
| 67.2436 | Two panels and 1 bracket for 24" x 36" | \$310.00** |
| 67.24C  | One 24" panel and 1 corner bracket     | \$283.00   |
| 67.36C  | One 36" panel and 1 corner bracket     | \$283.00   |



- ① Service Sink Faucet
- ② Hose and Hose Holder
- ③ Mop Hanger
- ④ Bumper Guards

## UTILATUB® WALL MOP SINK



| Model No | Size                      | Drain  | Lbs. | Cu.Ft | List Price |
|----------|---------------------------|--------|------|-------|------------|
| 16       | 16-3/4" x 22" x 17-11/16" | 1-1/2" | 9    | 3.8   | \$205.46** |

\*\* Denotes product we stock  
All others are special order, allow 4-6 weeks for delivery

# WARRANTY

# MUSTEE

## ONE YEAR LIMITED CONSUMER WARRANTY

We warrant to the original consumer user of the products of E.L. Mustee & Sons, Inc. for a period of one(1) year from the date of the sale to the consumer that our products will be free of defects in material and workmanship.

Our liability under this Warranty shall be to either repair or replace the product with an identical or reasonably equivalent product. In the alternative, we may refund, in full, the actual purchase price if the repair is not commercially reasonable or possible within a reasonable time and we are unable to supply a replacement product. We shall not be responsible for any labor, damages or installation costs.

This Warranty does not apply to our products which are not installed in accordance with our instructions and local building codes. This Warranty is not applicable if our product has been removed from the original installation or has been subject to accident, abuse or misuse.

After one year from the date of sale, we disclaim all implied warranties of merchantability and fitness for a particular purpose. The foregoing constitutes our entire obligation under this warranty and we make no other express or implied warranties. We further exclude this warranty all consequential and incidental damages.

This Warranty gives you a specific legal right, and you may have other rights which vary from state to state.

A claim under this warranty may be made through your distributor, dealer or contractor or by writing to our office. Claim must be accompanied by written proof of purchase and may be subject to inspection by our agent or representative - E.L. Mustee & Sons, Inc., 5431 West 164th Street, Cleveland, OH 44142-1586

## DISTRIBUTED IN WESTERN CANADA BY:

---

**Barclay Sales Ltd.**

**Phone:**

**604.945.1010**

**1.800.665.6050**

**Online:**

**[www.BarclaySales.com](http://www.BarclaySales.com)**

**Mail:**

**1441 Kebet Way**

**Port Coquitlam, B.C.**

**V3C 6L3**